

MAXIMATOR®

Maximum Pressure.



High Pressure Technology • Testing Equipment
Hydraulics • Pneumatics


Technical Data Sheet

G25-2 (L)

» Oil service

G25-2 (L) VE

» Water service



G25-2 (L)
single acting, double air drive head
(Standard= Bottom inlet)

Technical Data:

Air drive pressure:	1-10 bar / 14,5 - 145psi
Calculated Outlet Pressure at an air drive of 10 bar/145 psi:	560 bar/ 8,120 psi
Pressure ratio:	1:56
Displacement volume/double stroke	35.3 cm ³ / 2.15 cu.inch

Connections:

Inlet:	Standard: Bottom Inlet 3/4 BSP
Outlet:	3/4 BSP
Air drive:	3/4 BSP
Maximum operating temperature:	60°C
Net weight:	19.0 kg

Pressure and flow performances, please see enclosed graph.

Wetted materials of construction:

Seal package:	G25-2(L): Polyurethan, NBR G25-2(L)VE: UHMWPE, FKM
Pump Body:	1.4305
Piston:	1.4112 (hardened)
Fittings:	1.4571

Approximate Dimensions:

Height:	396 mm
Depth:	211 mm
Width:	272 mm

Available Options:

Seal material for oil service:	G25-2 (L)
Seal material for water service:	G25-2(L)VE
Side inlet	G25-2(L)S/ G25-2(L)VES
Special inlet and outlet ports, i.e. NPT	G25-2(L)-NPT G25-2(L)VE-NPT

Special seal material to handle special fluids on request.

Available Accessories:

Air control units with filter pressure regulator, control pressure gauge and shut off valve:	G25-2(L) with C2
To protect the pump against excessive outlet pressures or to limit the outlet pressure, a safety valve can be fitted to the air control unit in the air drive line:	G25-2(L) with C2/SVair (The required outlet pressure has to be indicated.)

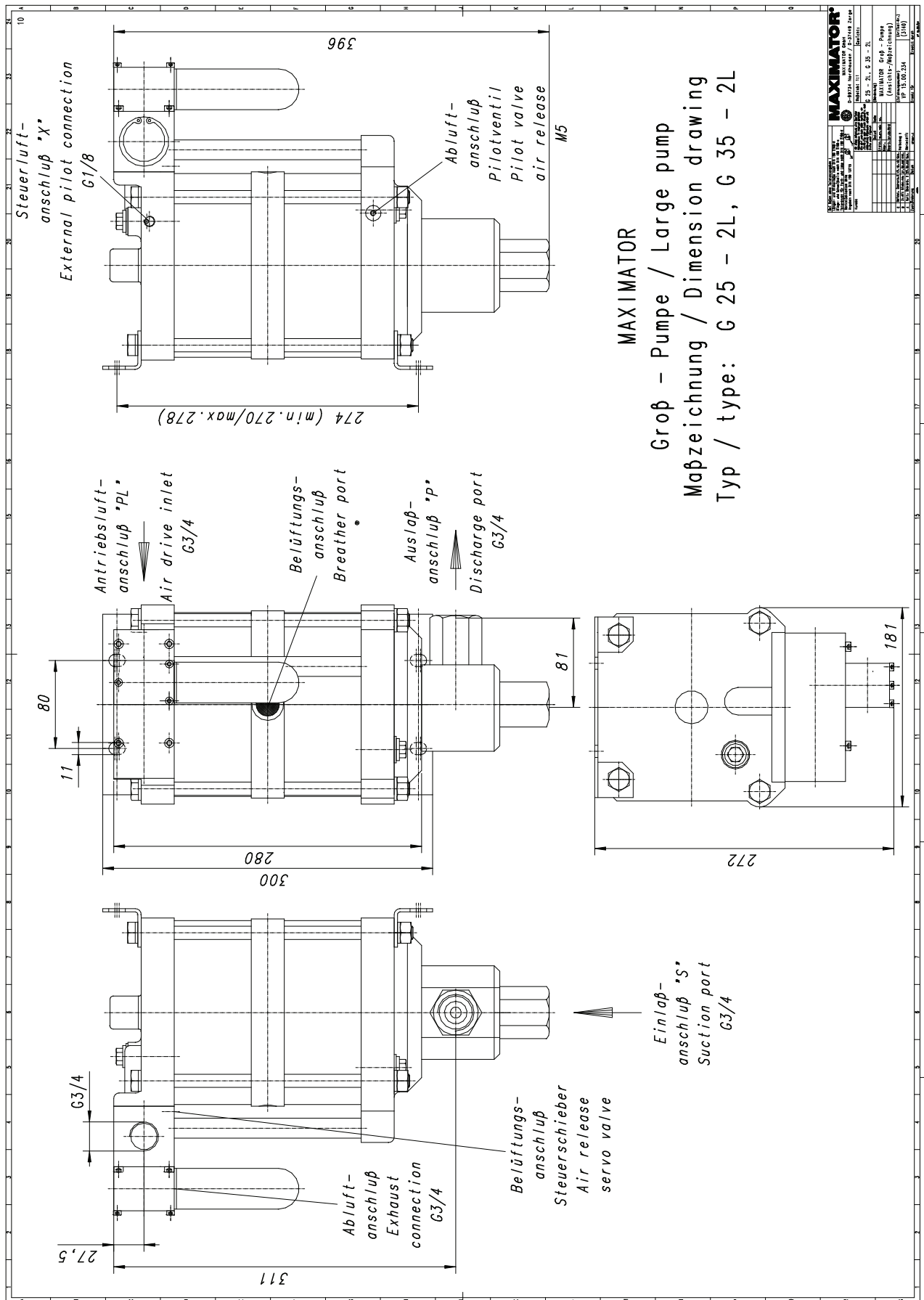
Please consult factory for more information. All technical and dimensional information subject to change. All General Terms and Conditions of sale, including limitations of our liability, apply to all products and services sold.

MAXIMATOR®

Maximum Pressure.

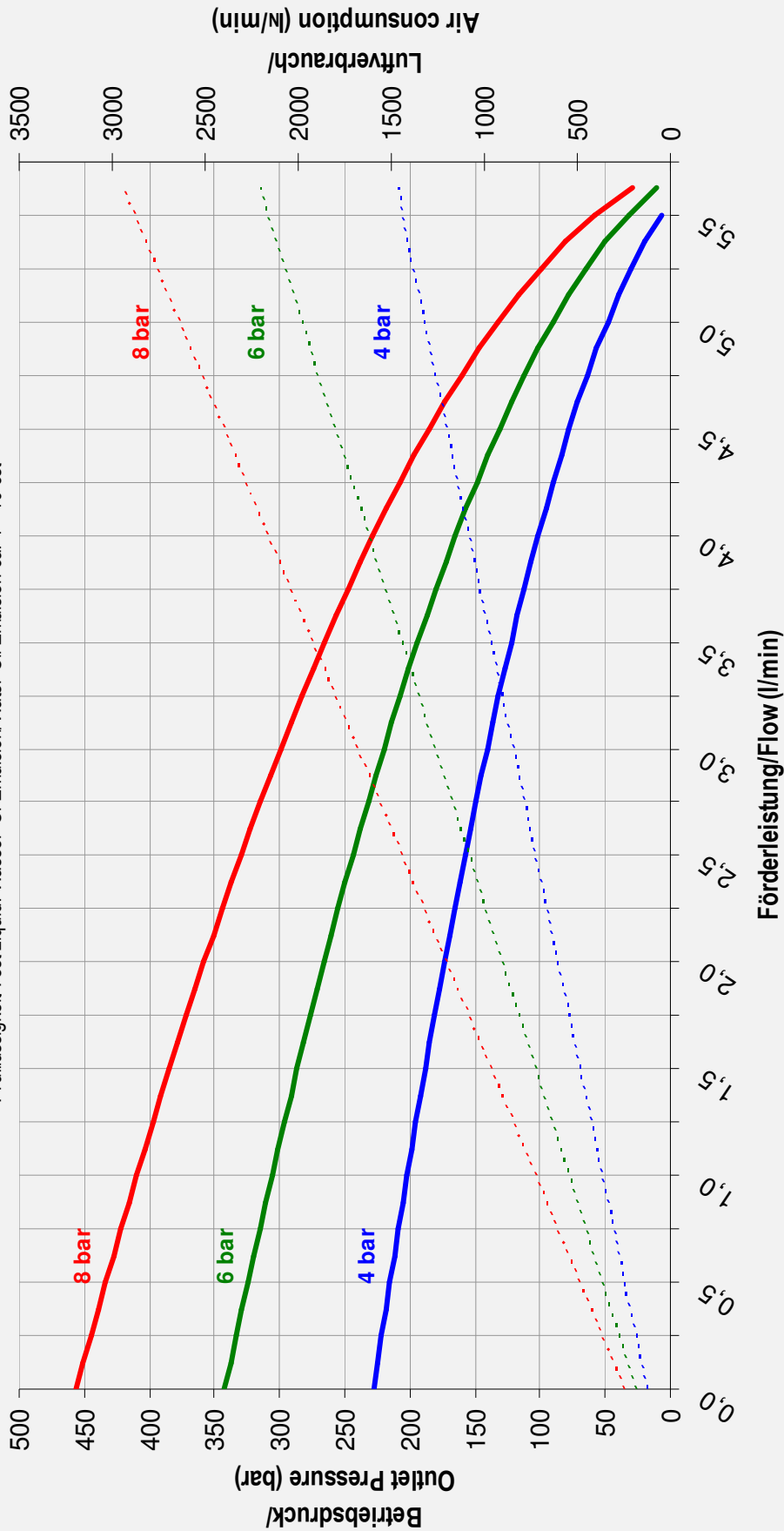


High Pressure Technology • Testing Equipment
Hydraulics • Pneumatics



Leistungsdiagramm/Performance Graph G 25 -2L

Prüfflüssigkeit/Test Liquid: Wasser-Öl-Emulsion/Water Oil Emulsion ca. 1 - 10 cst



- Betriebsdruck bei/Outlet Pressure at 4 bar
- Betriebsdruck bei/Outlet Pressure at 6 bar
- Betriebsdruck bei/Outlet Pressure at 8 bar
- - - Luftverbrauch bei/Air consumption at 4 bar
- - - Luftverbrauch bei/Air consumption at 6 bar
- - - Luftverbrauch bei/Air consumption at 8 bar